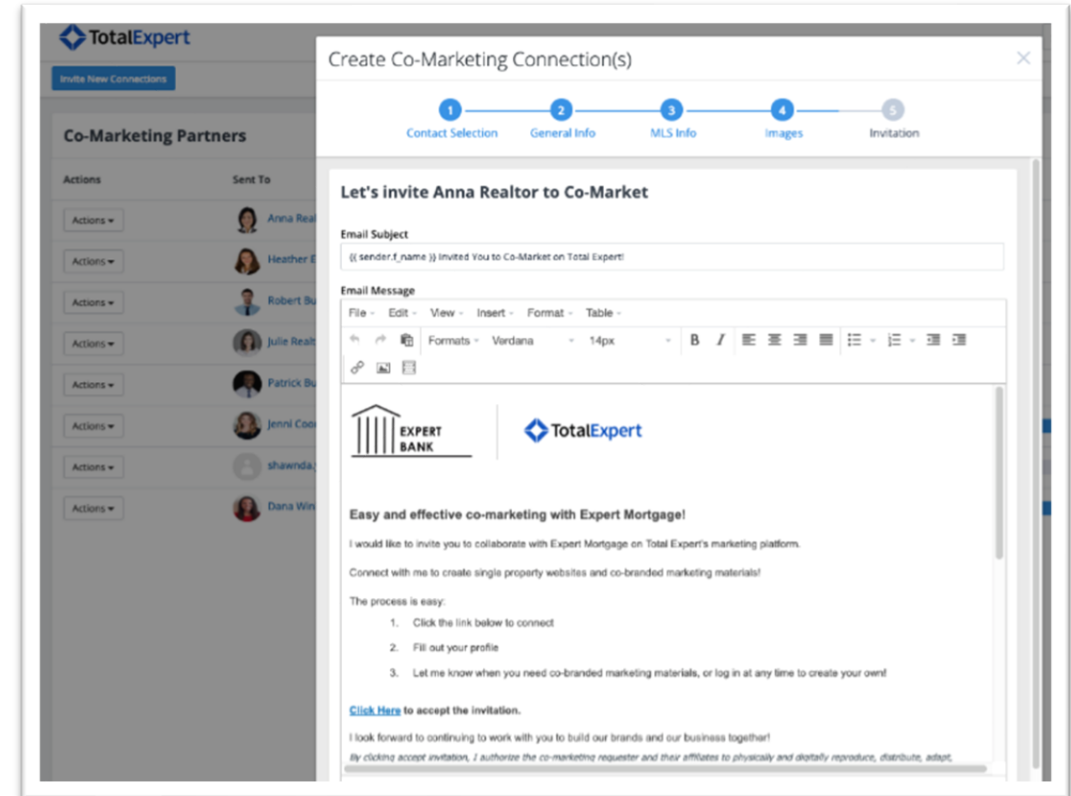


The Power of Partnership: Co-Marketing in Total Expert



Co-Marketing Portal in Total Expert

- You have access to Total Expert at no cost
- Use powerful, easy-to-navigate sales and marketing tools
- Easily manage your relationships and track your marketing efforts
- Quickly create marketing assets with minimal effort
- Get live, local support through the chat widget—available six days a week



Key Features & Benefits

Co-Marketing Tools:

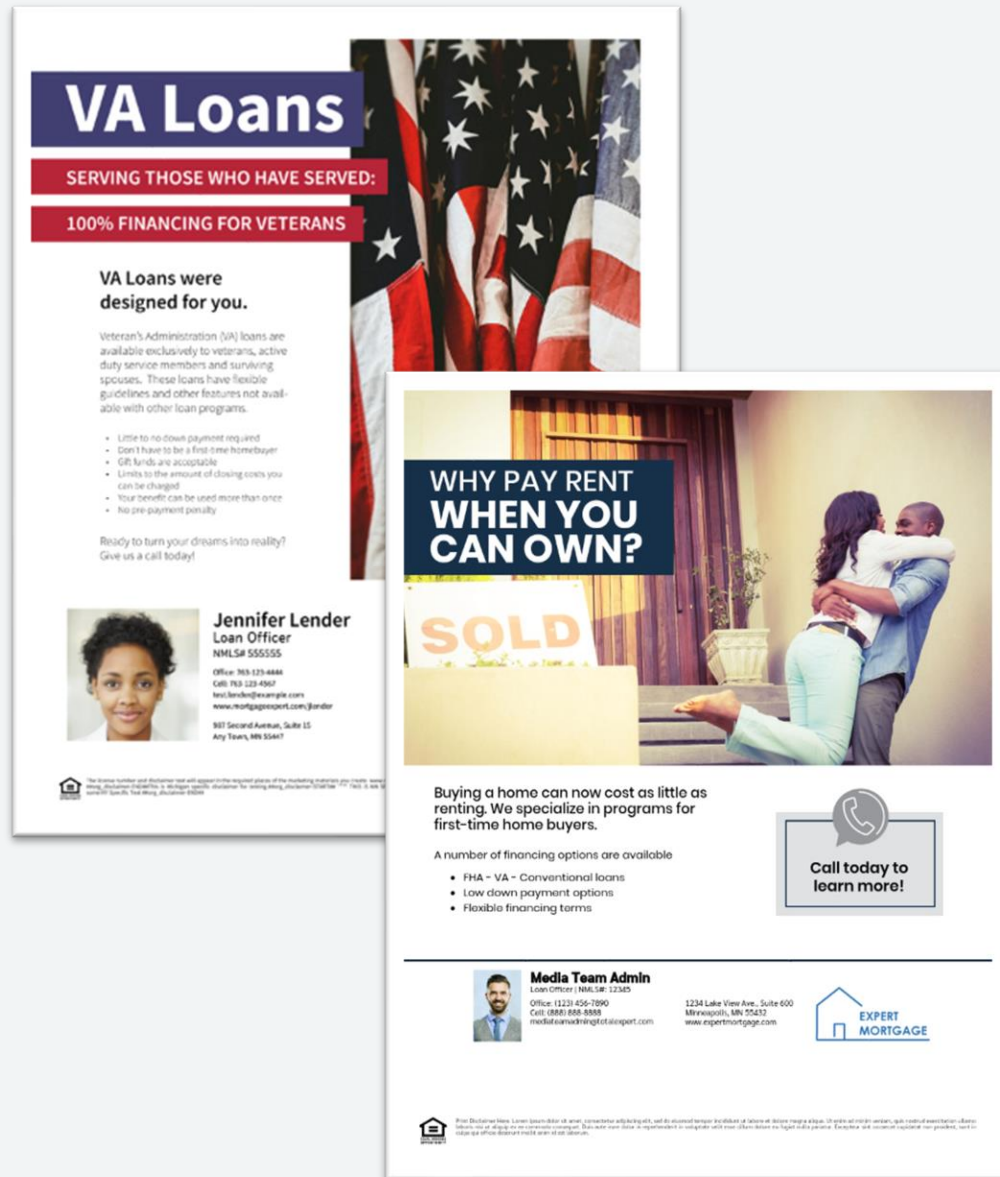
- Print Marketing Library
- Lead Capture Apps and Open House Follow-Up
- Single Property Websites
- Social Media Content & Posting

Contact Management

- Shared leads, notes, communication
- CRM / Groups
- Email Marketing and tracking

Co-Marketing Tools





Branded Print Marketing Library

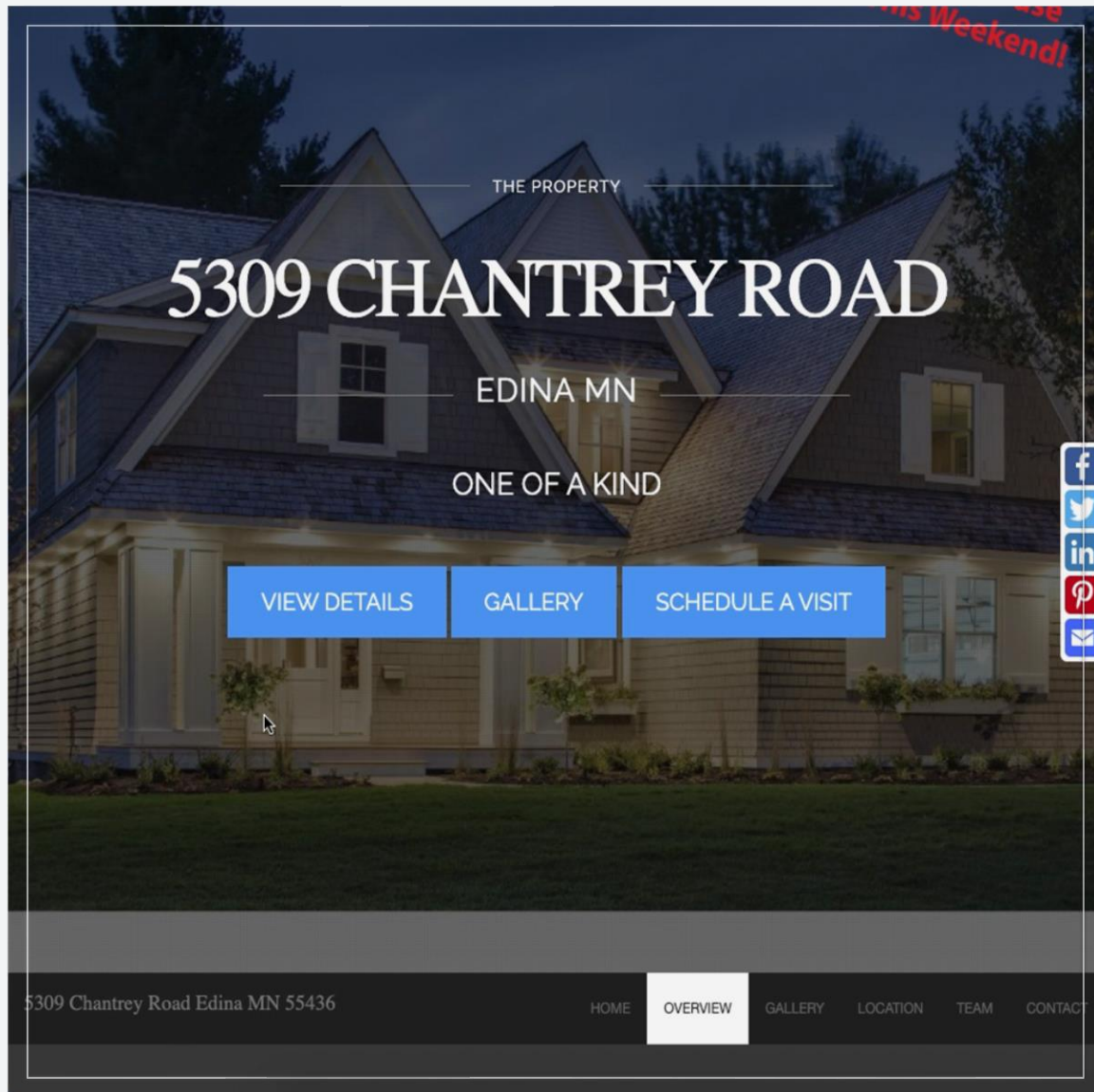
Quickly and easily deploy beautiful flyers and brochures.

- Pre-built library of content
- Promote your listing in just a few clicks
- Educate your clients



Lead Capture Apps & Open House Automation

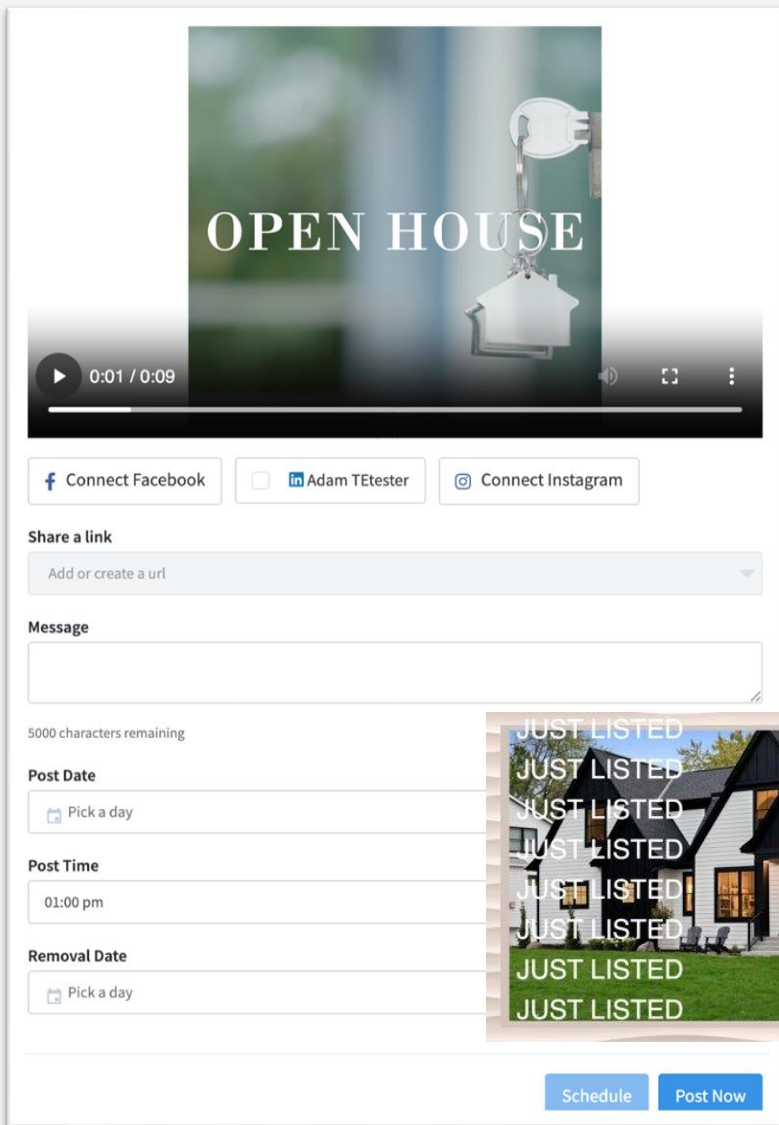
- Digital sign-in forms for your open houses
- Leads automatically funnel into Total Expert
- Automate follow-up



Single Property Websites

Attract and engage homebuyers with beautiful landing pages for each of your listings

- Expand your reach
- Modernize your brand
- Track engagement and leads
- MLS integration
- Multi-channel optimization



OPEN HOUSE

0:01 / 0:09

Connect Facebook

Adam TEstester

Connect Instagram

Share a link

Add or create a url

Message

5000 characters remaining

Post Date

Pick a day

Post Time

01:00 pm

Removal Date

Pick a day

Schedule Post Now

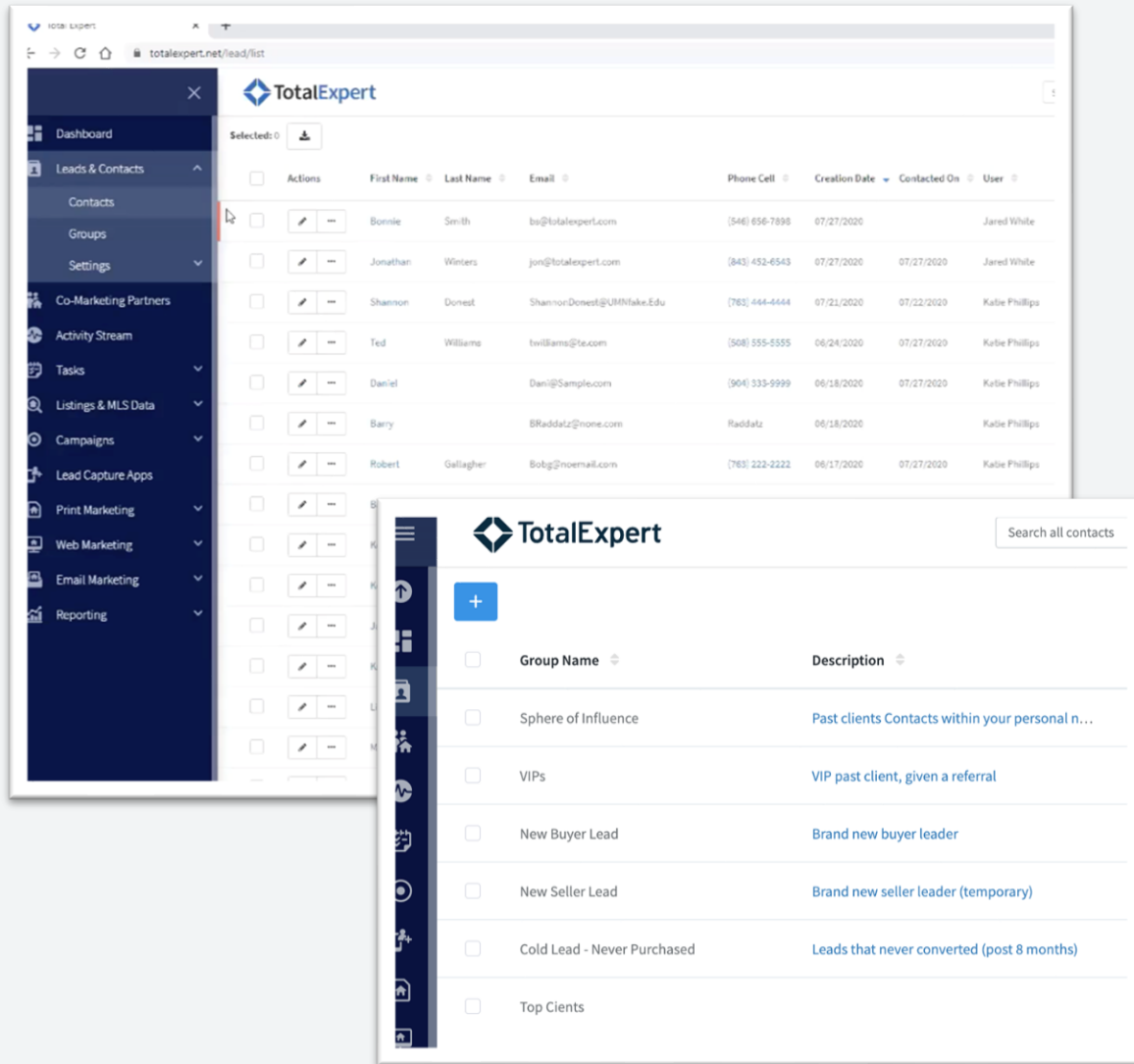


Social Media Library

- Use pre-built content from Total Expert's social library
- Schedule and publish social posts with ease
- Post educational, industry, and listing content

Contact Management





Lead and Contact Management

- Input your database into Total Expert
- Group and manage clients
- Track and manage shared leads with your lending partners
- Get loan status updates for each transaction

Search all contacts

+

Bobbi Jo

Classic Email Editor

Save Email

Preview

Email Settings

Name

text

Subject

New Email - 2023-01-17 20:34:35

Description

Preheader Text

Thumbnail

Choose File No file chosen

Append Email Signature

Compliance Notification Settings

Compliance Notification Threshold

How many emails can be sent before notifying "Compliance Notification Recipient(s)"

0

Compliance Notification Recipient(s)

Who should be notified?

Sections

BombBomb

Layout

Simple Text

Base Email

Message Body

File Edit View Insert Format Table

Formats

Verdana

14px

B

/

Great Meeting You at the Open House!

Hey {{recipient.f_name}}!

Thank you for stopping by the open house at 1234 Main Street this past week. It was great to meet you and learn a bit about what you're looking for in your next home!

If you have any questions about the property, the neighborhood, or the home-buying process in general, I'm happy to help. I'd also love to hear more about your goals to see if there are other homes that might be a great fit.

Are you currently working with a lender? If you need any recommendations or would like help getting pre-approved, I have a few trusted contacts I can connect you with.

Feel free to reply here or call/text me anytime at 8053383815.

Thanks again for stopping by—I hope we can stay in touch!

Best,

Bobbi Jo Dallas

Total Expert

Email Marketing

- Create custom emails that are timely, relevant, and personal.
- Send emails directly from the platform and schedule them out in advance
- Track engagement and interaction

Getting Started in Total Expert



Setting up your TE account

Brand Building Tools
Grow your brand with single property websites, co-branded flyers, postcards, and EDDM mailers.

Simplify Contact Management
Total Expert CRM lets you spend more time with your clients, and less time with technology.

Open House Automation
Increase the effectiveness of your Open Houses by making registration and follow-up easier.

Let's get started setting up your Total Expert account.

Already have an account? Click [here](#) to sign in.

Please enter information to set up your account.

Some information has been pre-populated for you.

Email Address
bobbijodallas+comarket@gmail.com

Create Total Expert Password
Password must:
• be a minimum of 8 characters long
• contain 1 lowercase character
• contain 1 uppercase character
• contain 1 number
• contain 1 special character

Confirm Total Expert Password

☒ I authorize collaboration partners to edit my profile information (Collaboration partners will not have access to your contacts).

☒ I have read and agree with the [Terms of Service](#)

Create Account

Create login and password

1 MLS Information 2 General Info 3 Images

Great! Let's finish setting up your account by adding your agent license and MLS information.

Providing this information allows both you and your co-marketing partners quick and easy access to your listings to create co-branded marketing assets faster.

License Number (optional)

MLS Agent ID (optional)

MLS Association (optional)
Select association name

☐ MLS Association Not Listed

Continue Setting Up Profile

Interested in exploring the Total Expert platform? Click [here](#) to sign in.

Add MLS agent ID and Association

Setting up your TE account

The screenshot shows the 'General Info' step (step 2 of 3) in the account setup process. A progress bar at the top indicates the steps: 1. MLS Information, 2. General Info, and 3. Images. The main heading is 'Let's add some general information to your profile.' Below this, a subtext states: 'This information will help to provide a detailed description of you when you or your partners create marketing assets within the Total Expert platform.' The form contains several input fields: First Name (filled with 'Bobbi Jo'), Last Name (filled with 'Card'), Company (filled with 'Total Expert'), Address (filled with '1600 Utica Avenue S. Ste 800'), Suite / Unit / Building / Floor / Other (empty), City (filled with 'St. Louis Park'), State (a dropdown menu with 'Select state:' selected), Zip Code (filled with '55416'), Job Title (filled with 'Real Estate Agent'), and Office Phone (empty).

Check Profile Information

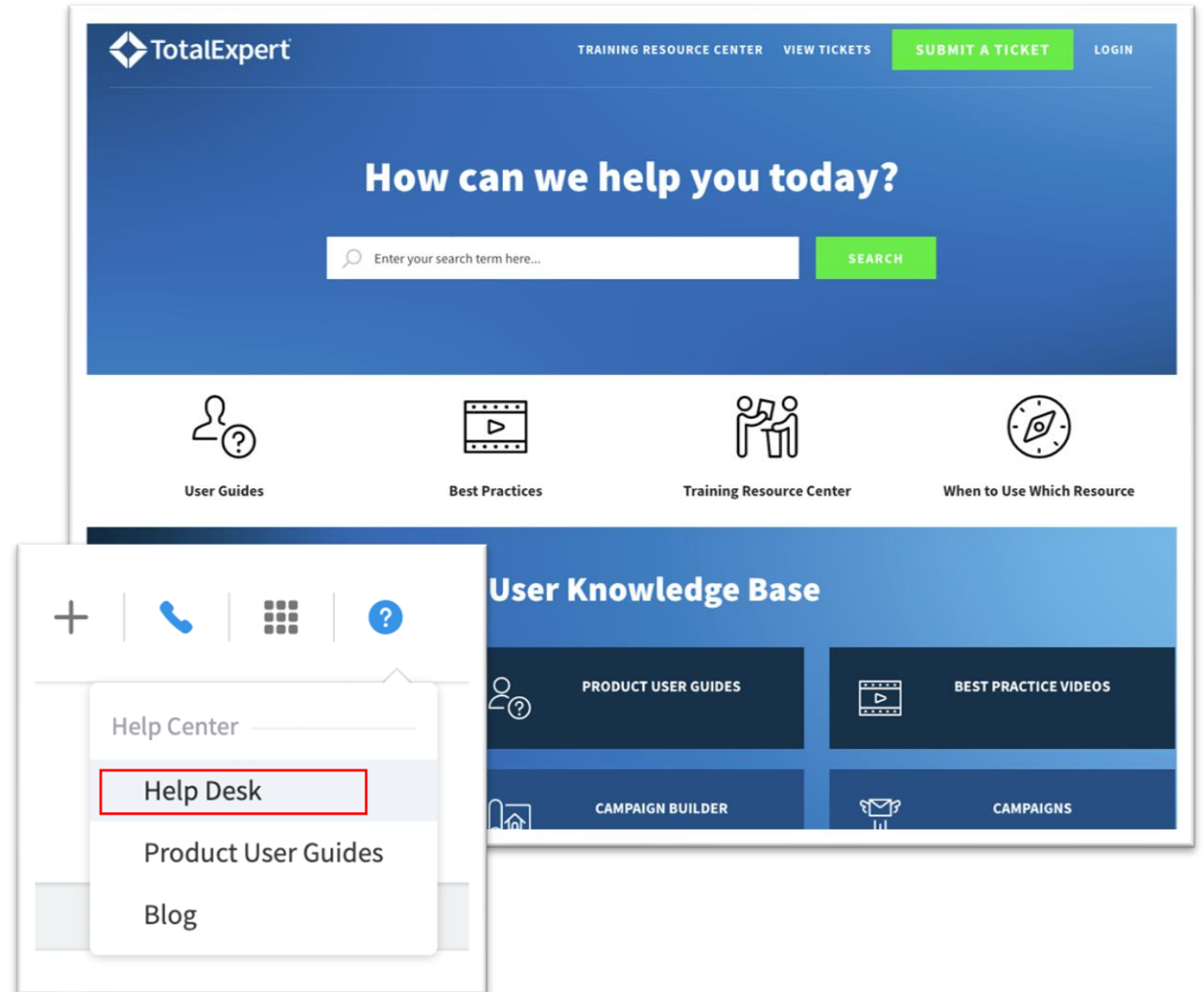
The screenshot shows the 'Images' step (step 3 of 3) in the account setup process. A progress bar at the top indicates the steps: 1. MLS Information, 2. General Info, and 3. Images. The main heading is 'Let's add some images to your profile.' Below this, a subtext states: 'These images will be used on any marketing and co-marketing collateral that you or your partners create within Total Expert platform.' The form contains two sections: 'Profile Photo' and 'Logo Image'. Both sections specify 'Allowed types are jpg, png, gif (max 1MB)'. The 'Profile Photo' section shows a preview of a woman's headshot and a 'Click to upload' button. The 'Logo Image' section shows a preview of the TotalExpert logo and a 'Click to upload' button. At the bottom right, there are 'Previous' and 'Sign In' buttons.

Check Headshot / Logo

Agent Resources



Help Desk



YouTube Training Videos

The screenshot displays the YouTube channel page for 'Total Expert'. The main video player shows a 'WELCOME TO TOTAL EXPERT' screen with navigation options: Search Training Tools, Property Contact Management, and Agent Training Resources. Below the player, the 'Agent Training Tutorials' playlist is listed with 7 videos, 985 views, and a last update on Jun 26, 2023. To the right, a list of seven tutorial videos is shown, each with a thumbnail, title, and view count.

Agent Training Tutorials
Total Expert
7 videos • 985 views • Last updated on Jun 26, 2023

Agent Tutorial: Creating Your Account
Total Expert • 298 views • 5 months ago

Agent Tutorial: Overview of Your Total Expert Account
Total Expert • 577 views • 5 months ago

Agent Tutorial: Combined Dashboards
Total Expert • 175 views • 5 months ago

Agent Tutorial: Single Property Websites
Total Expert • 272 views • 5 months ago

Agent Tutorial: Lead Capture Apps
Total Expert • 196 views • 5 months ago

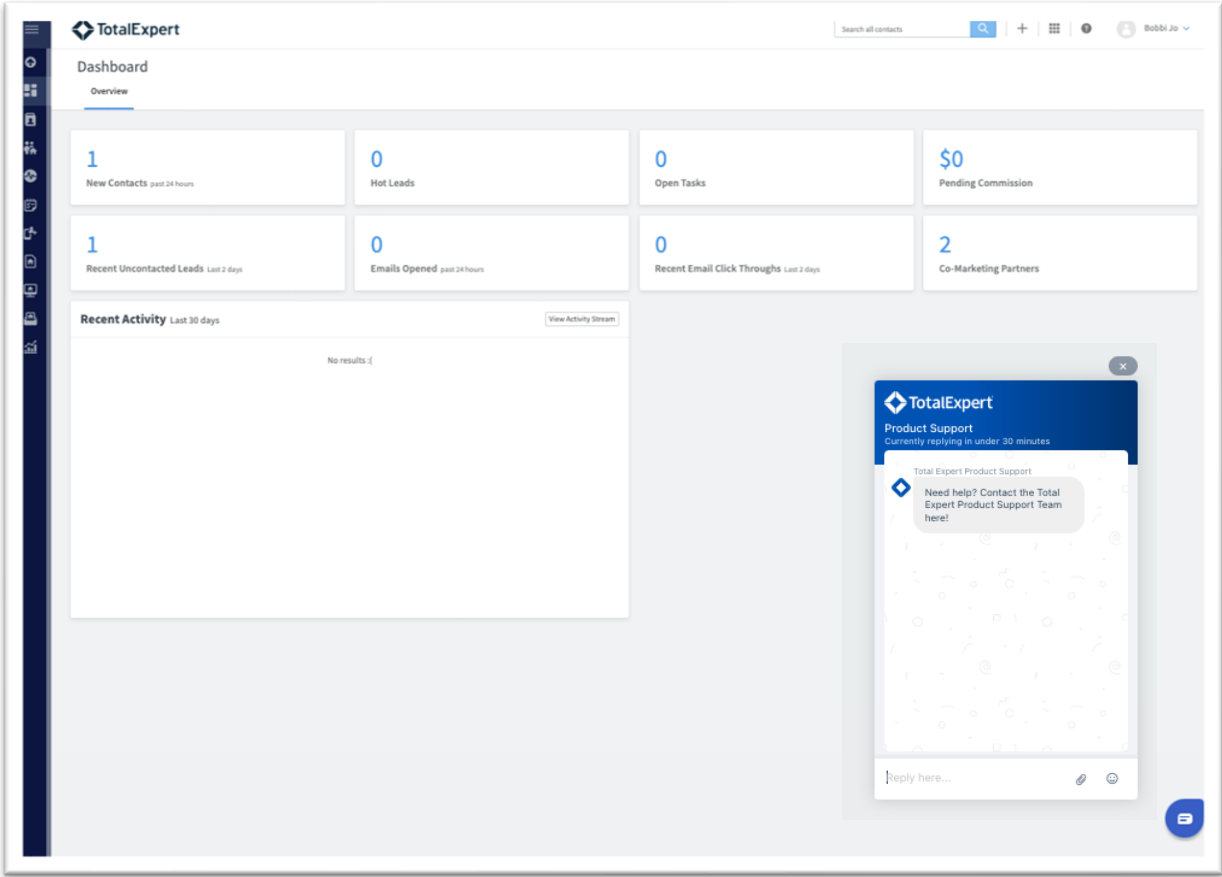
Agent Tutorial: Co-Branded Print Marketing
Total Expert • 201 views • 5 months ago

Agent Tutorial: Property Detail Infographics
Total Expert • 129 views • 4 months ago

Quick Links

- Manage Contacts
- Print Marketing
- ROI Tracker
- Single Property Sites
- Lead Capture Apps
- Emails
- Agent Training Tutorials**

Customer Support





Q&A